



Omada EAP | Datasheet

EAP100-Bridge KIT

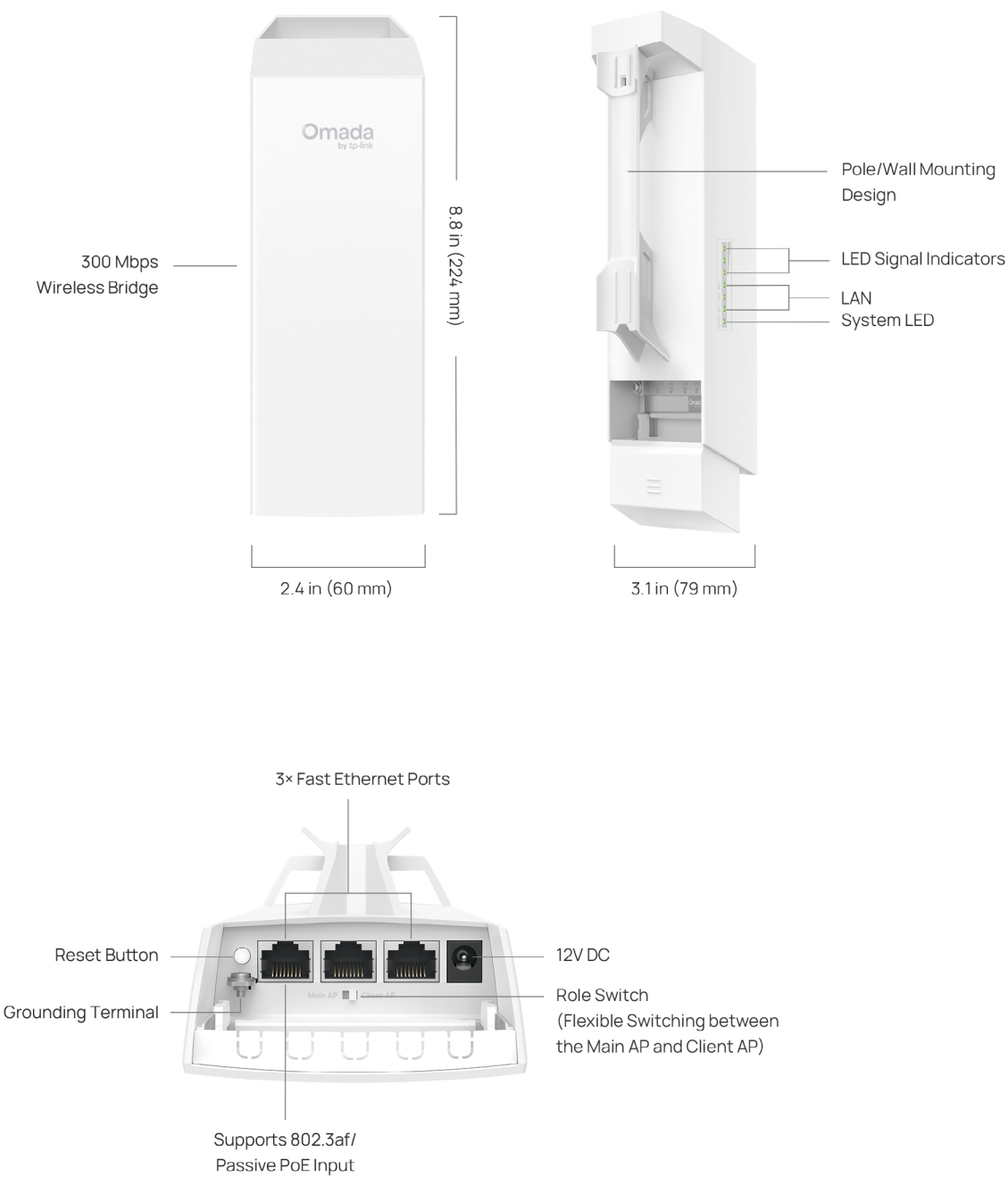
2.4GHz 300Mbps Indoor/Outdoor Wireless Bridge



Highlights

- Up to 1640 ft (500 m) WiFi transmission
- Plug-and-Play Setup: Auto-pairing, LED signal indicators, and app-guide alignment
- Flexible Power Supply: 802.3af PoE, 12V/24V/48V Passive PoE, and 12V DC (compatible with TP-Link solar power supply system)
- 3× Fast Ethernet Ports: Provides high-speed connections to more cameras and devices without additional switch
- Ideal for Outdoor Scenarios: IP65 weatherproof and 6 kV lightning protection, with a reliable operating range of -40 °C to +70 °C.
- Efficient Management: Standalone Mode or Omada SDN Mode for remote centralized management via Web UI or Omada app.

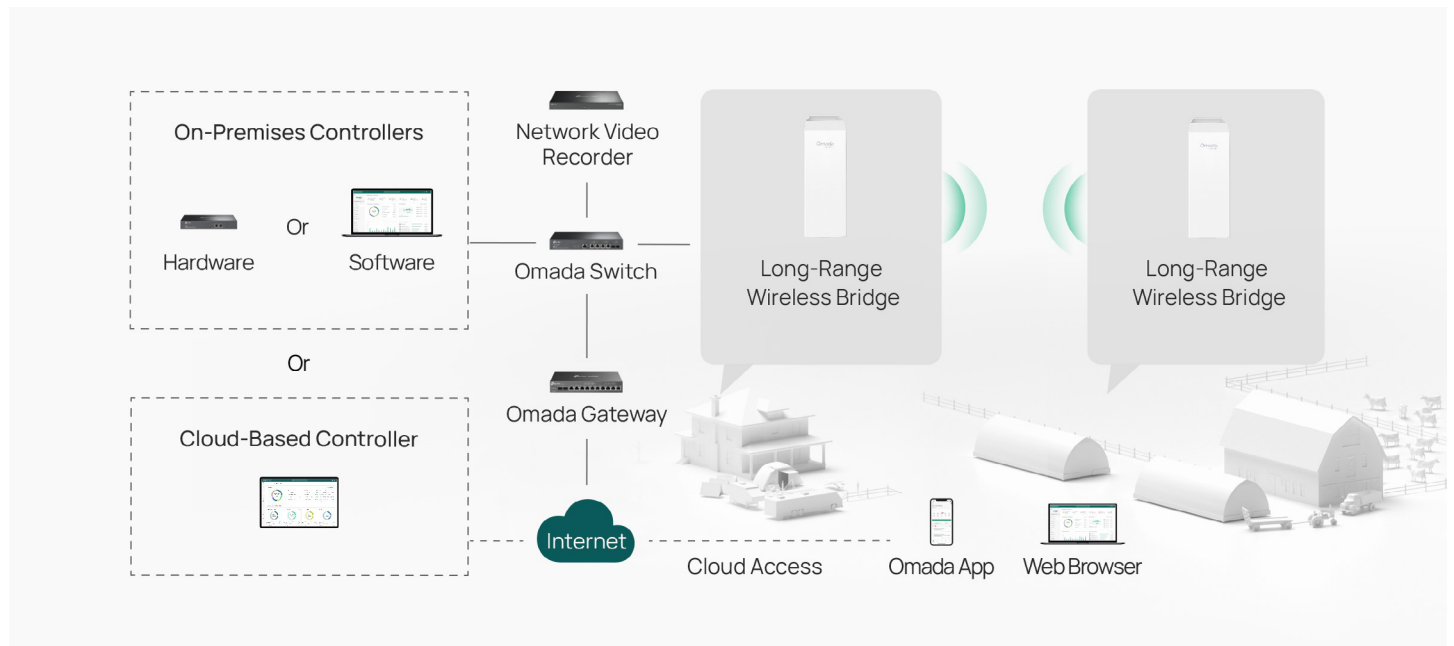
Product Pictures



* Wall mounting accessories sold separately.

Omada Solution

Omada's Software Defined Networking (SDN) platform integrates network devices, including access points, switches, and gateways, providing 100% centralized cloud management. Omada creates a highly scalable network—all controlled from a single interface.



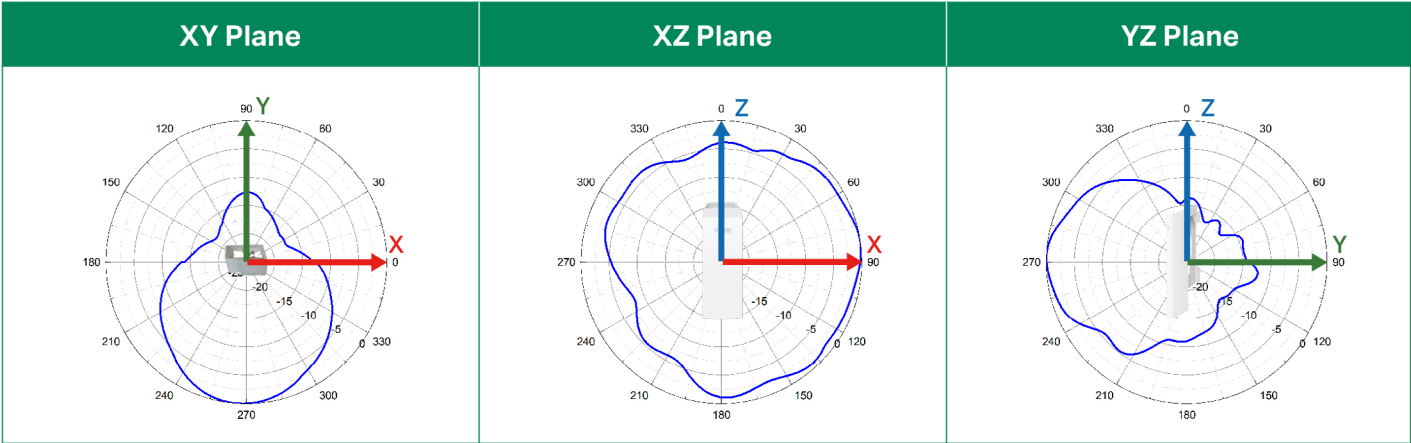
Specifications

Model		EAP100-Bridge
Name		2.4GHz 300Mbps Indoor/Outdoor Wireless Bridge
Main Design	LAN Interfaces	3x 10/100 Mbps Ethernet Port
	DIP Switch	Role Switch
	Wi-Fi Standards	IEEE 802.11b/g/n
	Maximum Data Rate	300 Mbps (2.4 GHz)
	Wireless Client Capacity	8
	Bluetooth	-
	Antennas	Internal 2×2 Dual-polarized directional MIMO antenna 2.4 GHz: 8 dBi Horizontal Beamwidth: 70°
	Transmit Power	CE: <20dBm (2.4 GHz, EIRP) FCC: <22dBm (2.4 GHz)
Centralized Management	Reception Sensitivity	2.4 GHz: 11N 20MHz MCS0: -96 11N 20MHz MCS7: -76 11N 40MHz MCS0: -92.5 11N 40MHz MCS7: -73.5
	Omada Software Controller	√
	Omada Hardware Controller	√
	Omada APP	√
Security	Captive Portal Authentication	-
	Access Control	-
	Maximum number of MAC Filter	4000
	Wireless Isolation between Clients	-
	VLAN	√
	Rogue AP Detection	√
	Wireless Encryption	√
	802.1X Support	-
Wireless Function	Multiple SSIDs	8
	Channel	US: 1-11 EU: 1-13
	Enable/Disable Wireless Radio	√
	Enable/Disable SSID Broadcast	√
	Guest Network	√
	Automatic Channel Assignment	-
	Transmit Power Control	Adjust transmit Power on dBm
	QoS (WMM)	-
	Seamless Roaming	-
	Mesh	√
	Beamforming	√
	MU-MIMO	-
	MIMO	2×2 2.4 GHz MIMO
	OFDMA	-
	Rate Limit	√
	Load Balance	-
	Airtime Fairness	-
	Band Steering	-
	RADIUS Accounting	√
	MAC Authentication	-
	Reboot Schedule	√
	Wireless Schedule	√
	Wireless Statistics	√
	Static IP/Dynamic IP	√

Support Data Rates	802.11n	6.5 Mbps to 300 Mbps (MCS0-MCS15, HT20/40)
	802.11g	6, 9, 12, 18, 24, 36, 48 ,54 Mbps
	802.11b	1, 2, 5.5, 11 Mbps
Management	LED ON/OFF Control	√
	Management MAC Access Control	-
	Web-based Management	√
	SNMP	√
	SSH	√
	Restore & Backup	√
	Firmware update via Web	√
	NTP	√
	System Log	√
	Email Alerts	√
Physical & Environment	Power Supply	12V DC / 802.3af PoE / 12V Passive PoE /24V Passive PoE / 48V Passive PoE (Passive PoE Injector and DC Adapter included)
	Maximum Power Consumption	4.8W
	Reset	√
	Mounting	Pole mounting (Accessories included) Wall mounting (Accessories sold separately)
Others	Certifications	CE, FCC, RoHS
	Dimensions (W x D x H)	3.1 × 2.4 × 8.8 in (79 × 60 × 224 mm)
	Net Weight	255g
	Enclosure Material / Rack Material	Enclosure: ASA-HB Pole Mounting Straps: Nylon 66
	Lightning Protection	Air discharge: ±15kV Contact discharge: ±8kV Common mode 10/700: ±6kV
	Environment	Operating Temperature: -40 °C–70 °C (-40 °F–158 °F); Storage Temperature: -40 °C–70 °C (-40 °F–158 °F); Operating Humidity: 10%–90% non-condensing; Storage Humidity: 5%–90% non-condensing

Antenna Radiation Patterns

2.4 GHz



Disclaimers

- * Maximum wireless signal rates are the physical rates derived from IEEE Standard 802.11 specifications. Actual wireless data throughput and wireless coverage are not guaranteed and will vary as a result of 1) environmental factors, including building materials, physical objects, and obstacles, 2) network conditions, including local interference, volume and density of traffic, product location, network complexity, and network overhead, and 3) client limitations, including rated performance, location, connection, quality, and client condition.
- * The advertised coverage is calculated based on laboratory testing. Actual coverage is not guaranteed and will vary as a result of the performance of the equipped antennas, client limitations, and environmental factors.
- * Protection against lightning and electro-static discharge may be achieved through proper product setup, grounding, and cable shielding. Refer to the instruction manual and consult an IT professional to assist with setting up this product.
- * Non-Omada devices connected to the wired LAN ports will not be recognized by the Omada controllers, preventing users from viewing their connection status. To address this issue, connect those non-Omada devices to an Omada switch that links to the bridge's wired LAN ports.
- * PoE budget calculations are based on laboratory testing. Actual PoE power budget is not guaranteed and will vary as a result of client limitations and environmental factors.